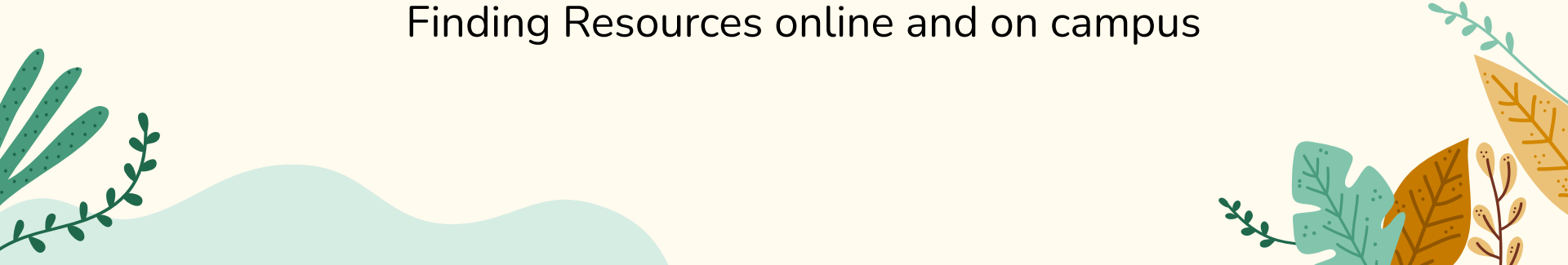




Outdoor Learning in APS

Finding Resources online and on campus





Outdoor Learning Team



Amy Chase

**Instructional Support Specialist
Science**

amy.chase@aps.edu

Steven Henley

**Environmental Education
Resource Teacher SMNHC**

henley_s@aps.edu

Vince Case

**Environmental Education
Resource Teacher SMNHC**

case@aps.edu

Valerie Bonilla

**Teacher Support Specialist
Science**

valerie.bonilla@aps.edu

Theresa Ambrogi

**Teacher Support Specialist
Math**

ambrogi@aps.edu

Randy Costales

Manager, Strategic Partnerships

nestor.costales@aps.edu

Susan Schipull

School Gardens Resource Teacher

schipull@aps.edu

Eric De Santo

**Teacher Support Specialist
Science**

eric.desanto@aps.edu





**What is your favorite outdoor
learning memory from grade school?
Why is it your favorite?**





Vision

APS is a place in which school campuses extend beyond the four walls of the building, where the outdoors is valued and utilized as an educational resource, and where the community and the natural environment are integral components of children's education.

Outdoor Learning "Tree"

Substitution

No substantial change to the content, just the location where it is delivered.

Augmentation

Content remains unchanged, but the outdoors is used to enhance the lesson.

Student learning growth in all content areas.

Redefinition

The creation of new tasks or lessons in which integration of the outdoors is essential and the best pedagogical choice.

Modification

A lesson and its tasks are redesigned to include the outdoors.

Substitution
Augmentation
Modification
Redefinition

Frequency is more important than duration or complexity

Enhancement

Transformation



Planning for Outdoor Lessons

1. Compare Outdoor planning needs to classroom planning needs – Jamboard



Guidelines for Outdoor Lessons

1. **Campus Walk** – Look around your campus with a content specific lens
 - a. Do this while doing substitutions
 - b. Listen to your kids questions and conversations
 - c. Use the SAMR Model to connect your ideas to your lessons and standards
2. **Review Class Norms** for outdoor behavior **EVERY TIME** you go outside
3. **Frequency is more important than duration**
4. **You will be outside for several class periods**
 - a. Think about water, sunscreen, weather in general
 - b. Think about sunlight, wind and temp and how it changes during the day.
5. **Communicate with your admin and neighbors where you can be found**
6. **Think about other classes that use outdoor spaces**
7. **Think about all the basics** – paper, writing surfaces, pencils,

Guidelines for Outdoor Lessons

1. **Campus Walk – Look around your campus with a content specific lens**
 - a. **Do this while doing substitutions**
 - b. **Listen to your kids questions and conversations**
 - c. **Use the SAMR Model to connect your ideas to your lessons and standards**
2. **Review Class Norms for outdoor behavior EVERY TIME you go outside**
3. **Frequency is more important than duration**
4. **You will be outside for several class periods**
 - a. **Think about water, sunscreen, weather in general**
 - b. **Think about sunlight, wind and temp and how it changes during the day.**
5. **Communicate with your admin and neighbors where you can be found**
6. **Think about other classes that use outdoor spaces**
7. **Think about all the basics – paper, writing surfaces, pencils,**

Guidelines for Outdoor Lessons

1. **Campus Walk** – Look around your campus with a content specific lens
 - a. Do this while doing substitutions
 - b. Listen to your kids questions and conversations
 - c. Use the SAMR Model to connect your ideas to your lessons and standards
2. **Review Class Norms** for outdoor behavior **EVERY TIME** you go outside
3. **Frequency is more important than duration**
4. **You will be outside for several class periods**
 - a. Think about water, sunscreen, weather in general
 - b. Think about sunlight, wind and temp and how it changes during the day.
5. **Communicate with your admin and neighbors** where you can be found
6. **Think about other classes** that use outdoor spaces
7. **Think about all the basics** – paper, writing surfaces, pencils,

Guidelines for Outdoor Lessons

1. **Campus Walk – Look around your campus with a content specific lens**
 - a. **Do this while doing substitutions**
 - b. **Listen to your kids questions and conversations**
 - c. **Use the SAMR Model to connect your ideas to your lessons and standards**
2. **Review Class Norms for outdoor behavior EVERY TIME you go outside**
3. **Frequency is more important than duration**
4. **You will be outside for several class periods**
 - a. **Think about water, sunscreen, weather in general**
 - b. **Think about sunlight, wind and temp and how it changes during the day.**
5. **Communicate with your admin and neighbors where you can be found**
6. **Think about other classes that use outdoor spaces**
7. **Think about all the basics – paper, writing surfaces, pencils,**

Guidelines for Outdoor Lessons

1. **Campus Walk – Look around your campus with a content specific lens**
 - a. **Do this while doing substitutions**
 - b. **Listen to your kids questions and conversations**
 - c. **Use the SAMR Model to connect your ideas to your lessons and standards**
2. **Review Class Norms for outdoor behavior EVERY TIME you go outside**
3. **Frequency is more important than duration**
4. **You will be outside for several class periods**
 - a. **Think about water, sunscreen, weather in general**
 - b. **Think about sunlight, wind and temp and how it changes during the day.**
5. **Communicate with your admin and neighbors where you can be found**
6. **Think about other classes that use outdoor spaces**
7. **Think about all the basics – paper, writing surfaces, pencils,**

Guidelines for Outdoor Lessons

1. **Campus Walk – Look around your campus with a content specific lens**
 - a. **Do this while doing substitutions**
 - b. **Listen to your kids questions and conversations**
 - c. **Use the SAMR Model to connect your ideas to your lessons and standards**
2. **Review Class Norms for outdoor behavior EVERY TIME you go outside**
3. **Frequency is more important than duration**
4. **You will be outside for several class periods**
 - a. **Think about water, sunscreen, weather in general**
 - b. **Think about sunlight, wind and temp and how it changes during the day.**
5. **Communicate with your admin and neighbors where you can be found**
6. **Think about other classes that use outdoor spaces**
7. **Think about all the basics – paper, writing surfaces, pencils,**

Guidelines for Outdoor Lessons



1. **Campus Walk – Look around your campus with a content specific lens**
 - a. **Do this while doing substitutions**
 - b. **Listen to your kids questions and conversations**
 - c. **Use the SAMR Model to connect your ideas to your lessons and standards**
2. **Review Class Norms for outdoor behavior EVERY TIME you go outside**
3. **Frequency is more important than duration**
4. **You will be outside for several class periods**
 - a. **Think about water, sunscreen, weather in general**
 - b. **Think about sunlight, wind and temp and how it changes during the day.**
5. **Communicate with your admin and neighbors where you can be found**
6. **Think about other classes that use outdoor spaces**
7. **Think about all the basics – paper, writing surfaces, pencils,**

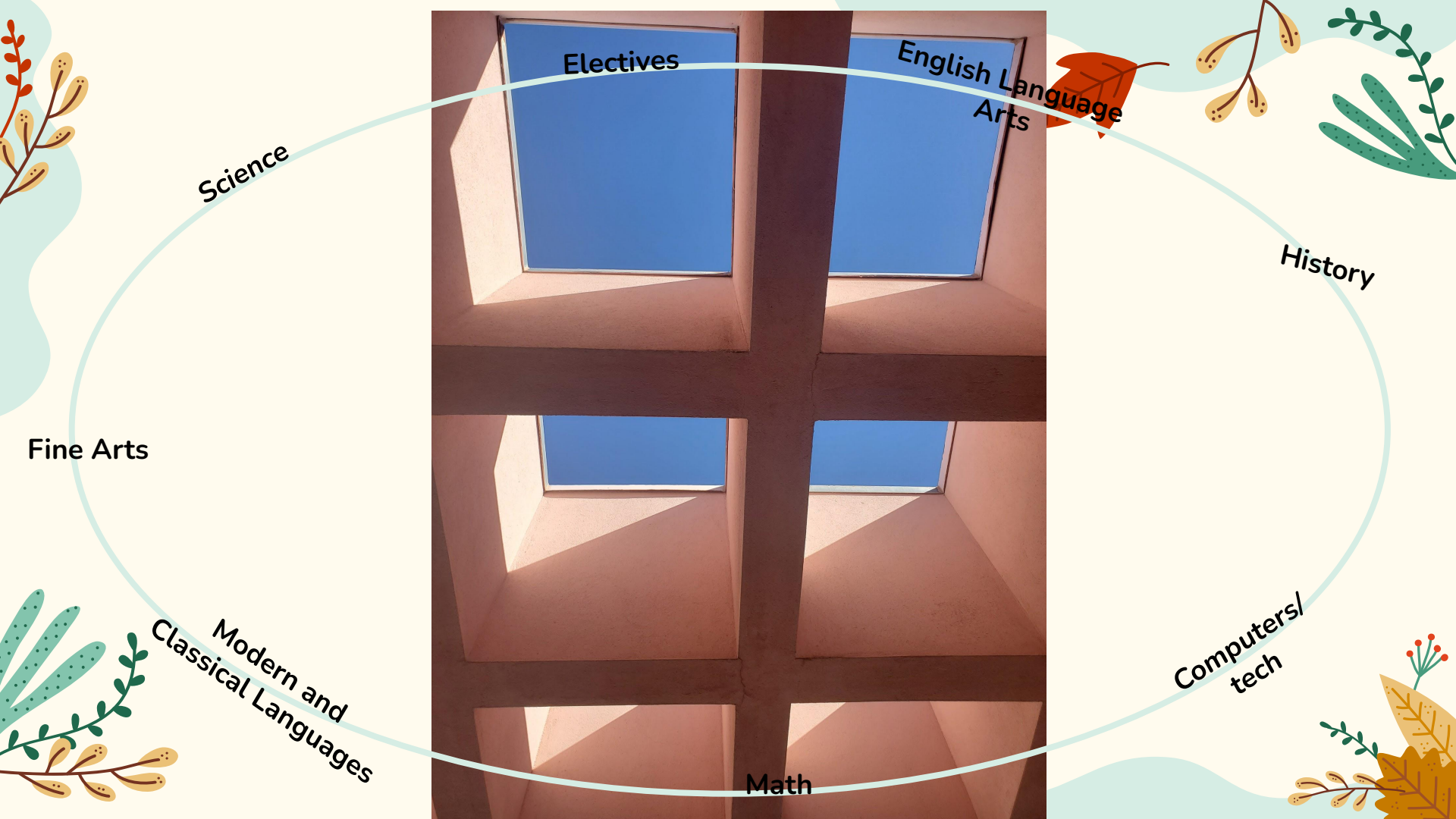


Campus Walk Photos

Each of the next several slides includes a photo from an APS campus.

Please popcorn out how each photo could inspire a lesson for each subject area.





Electives

English Language
Arts

Science

History

Fine Arts

Math

Modern and
Classical Languages

Computers/
tech



Science

Electives

English Language Arts

History

Computers/
tech

Math

Modern and
Classical Languages

Fine Arts



Science

Electives

English Language Arts


History

Computers/
tech

Math

Modern and
Classical Languages

Fine Arts



Electives

English Language Arts

History

Computers/
tech


Math

Modern and
Classical Languages

Fine Arts

Science





Science

Electives

English Language
Arts

History

Computers/
tech

Math

Modern and
Classical Languages

Fine Arts

Lesson Plan Banks

SMNHC: <https://www.aps.edu/sandia-mountain-natural-history-center/curriculum-activities>

BEMP: <https://bemp.org/education-outreach/education-resources/>

RG NC: <https://www.emnrd.nm.gov/spd/lower-rio-grande-bosque-education-guide/>

Explora: <https://www.explora.us/cslec/>

Ag in the Classroom: <https://newmexico.agclassroom.org/matrix/>

350 NM: <https://350newmexico.org/classroom-lessons/>

EENM: <https://eenm.org/week/>

SOEL: <https://eenm.org/soel/>

November 15-17, 2022
TLF Summit
Attendance



<https://bit.ly/NovemberTLFSummit>